




Excellence by Design

commercial RANGE



2009/10 catalogue

Welcome to the latest catalogue showing our range of Commercial Cleaning Machines.

Since 1987 Duplex has been at the forefront of the development and supply of high quality and innovative machines designed to allow cleaning tasks to be completed easily, speedily and effectively.

We cover a range of Applications and Industries that are too diverse to list individually. Many examples are shown on these pages but basically we have a Solution to the cleaning tasks required in any type of public building, front or back of house.

To us a customer purchasing a machine is not the end of a process; it's the beginning of an ongoing relationship. Therefore to support our Sales we pride ourselves on having an extensive back up of Spare Parts, Accessories and Servicing and Training facilities, with nationwide coverage.

The Equipment listed in this catalogue covers what we term our Commercial Range, basically 240v, 110v and battery powered machines for Floor Care and Steam Cleaning together with specialist solutions for applications such as Escalator Cleaning, Chewing Gum and Graffiti removal.

We also supply an extensive range of larger Equipment covering large Scrubber Dryers, Industrial Steam Cleaners and Hot Water Washing Systems in 415 voltages, together with Automated Conveyor Cleaning systems. These can be found in our Industrial products catalogue.

The pages in the Brochure are colour coded to give quick reference to the main sections

Give us a call, we are here to help.....



Excellence by Design

Unit 27 Joseph Wilson Ind. Est.
Whitstable, Kent CT5 3PS
Tel: +44 (0)1227 771276
Fax: +44 (0)1227 770220
info@duplex-cleaning.com
www.duplex-cleaning.com

Duplex in...

- Nursing & Healthcare
- Hotel & Catering
- Sports & Leisure
- Transport & Logistics
- Veterinary Services
- Retail
- Education
- Contract Cleaning
- Food Production and Sciences



duplex 340,
420 & 620

duplex escalator

fastamatic -
raccoon - salla

jet steam - jet vac
steamtech - steambox

steam - mopping
systems

gum & graffiti removal

chemicals - spares
& maintenance



See also brochures for our Industrial range and Steambrush System

340/420/620



- Single handed operation
- Wall to wall and into the tightest corners
- Efficient, hygienic easy operation

MOST VERSATILE - From wall to wall and into the tightest corners.

What ever your floor surfaces, the total cleaning solution provided by Duplex makes it the world's most versatile and effective floor washer, scrubber and dryer.

Duplex is unique! It washes, mops, scrubs, dries, polishes and disinfects all surfaces from awkward profile floors and tiles, to rubber, timber, Flotex and carpet. Especially effective in cleaning tile grout and non-slip floors.

Manoeuvrable - no hard pushing, pulling and lifting. Duplex is incredibly light to handle!

The compact design and contra-rotating brushes result in feather-light, single-handed operation and manoeuvrability that is unequalled.

Into the corners and right to the edges and skirtings, under furniture and around fixtures, Duplex allows you to clean in the most difficult to access areas.

Duplex's remarkable performance is the result of the unique 800,000 bristles, strategically placed across contra-rotating brushes rotating at 4 meters per second, which actively lift dirt, water and grime from the floor surface.

The Duplex system delivers only clean liquid onto the floor surface, unlike a mop and bucket which can leave a grimy surface film - and it's more than twice as fast!

340/420/620



	DUPLEX 340	DUPLEX 420	DUPLEX 620
Width	340mm	420mm	620mm
Height	240mm	240mm	240mm
Length	430mm	430mm	430mm
Cleaning brushes	2	2	2
Brush choices	5	5	5
Brush speed		... 4mtr/sec ...	
Pick-up brushes	2	2	2
Max brush pressure	26kg	32kg	45.5kg
Cleaning direction		... forward & reverse ...	
Pick-up direction		... forward & reverse ...	
Clean solution tanks	2	2	2
Clean solution capacity	4.2ltr	6ltr	9.5ltr
Recovery tank capacity	2.8ltr	3.5ltr	5.5ltr
Sound level at 1mtr		... 64dB ...	
Weight empty	22kg	26kg	36kg
Voltage options		... 115v / 220v / 240v ...	
Motor	1000w	1000w	1900w
Coverage		300-1200 sq mtr per hour	
<i>Optional: TROLL - Transporter Trolley - Fits all Models</i>			

Just flick the lever

Duplex features simple recessed controls for instant adjustment to a variety of floor surfaces. For deep cleaning Duplex features a unique deep scrubbing facility.

At the flick of a switch, Duplex will allow you to 'Scrub Down' solution, thoroughly agitating the cleaning liquid, before flicking back to 'Pick-up' to complete the clean and dry operation.

duplex 340/420 steam

cleaning with sanitising and infection control

340/420 steam



With the addition of a Steam Kit, the Duplex machine, agitates and steams a floor surface, delivering clean and sanitised results with ease. The Duplex (Steam) machine is also supplied with the standard fluid tanks to allow an easy interchange between the two systems. It is especially beneficial in Catering areas, leaving surfaces grease-free and dry in seconds. Within Healthcare operations using the Duplex steam model allows cleaning to be combined with an infection control programme.

- Agitates and Cleans leaving floors dry in seconds
- Allows Cleaning to be combined with an Infection Control Programme
- Supplied with traditional fluid tanks as standard

DUPLEX STEAM HARD FLOOR AND CARPET CLEANER

Technical specification – Approved by IMQ-VIDE-SEV-BSI IEC 335.2.67 United Kingdom


DUPLEX STEAM		420	340
Width	420/340	Clean solution tank capacity 3 Lt.	2.1 Lt
Weight empty	27Kg/22Kg	Steam jet width 330 mm	250 mm
Motor voltage	240 Volt 50 Hz.	Recovery tank capacity 3.5 Lt.	2.8 Lt.
Motor wattage	1000 Watt	Steam jet endurance 90 min.	60 min.
Insulation Class	1	Boiler wattage 1500 Watt	1500 Watt
Coverage 420	350 Sq. mtr. per hour	Pump wattage 16 Watt	16 Watt
Coverage 340	180 Sq. mtr. per hour	Boiler voltage 240Volt 50Hz.	240Volt 50Hz



Brush Options	340	420	620
Grey Universal	19.01.10	19.01.04	19.02.04
Black Hard Floor	19.01.12	19.01.03	19.02.03
Yellow Carpet	19.01.16	19.01.02	19.02.02
Polishing	19.01.14	19.01.05	19.02.05
Scarifying	19.01.08	19.01.08	19.02.08

duplex escalator 550 professional & 350 base

escalator cleaning solutions



Duplex offer two options for Escalator Cleaning. The BASE 350 model is designed for smaller Escalators and is capable of being converted into a Scrubber Dryer. The PROFESSIONAL 550 machine is a dedicated machine for cleaning Escalators and Travellators. The Patented Auto Guide System keeps the machine perfectly aligned on the Escalator. A pre - clean sweep is carried out to dislodge and remove loose dust and debris which removed by the integral vacuum. The second stage is a scrubbing action which is carried out whilst the machine sprays a light mist. This removes the ingrained dirt and grease trapped inside the tread channels. The Cleaning Head is reversible ensuring that all the edges of the tread are cleaned. Brushes to suit the specific Tread profile of Escalators from all manufacturers are available.

- Patented Auto Guide System, reversible to clean to the edge of each Escalator
- Two stage cleaning. Sweep then Scrub Action using minimal water
- Specific Brushes to match Manufacturers tread profiles

DUPLEX ESCALATOR	BASE 350	PROFESSIONAL 550
Length - mm	430	1200
Width - mm	420	550
Weight - Kg	28	65
Tank capacity - L	6	12
Recovery tank capacity - L	3.5	5.5
Voltage - V	220/240 or 110/117	220/240 or 110/117
Frequency - Hz	50/60	50/60
Max power - W	1250	1900
Vacuum - W	-	1300
Vacuum cleaner capacity - L	-	14
Pump power - W	-	40

BRUSH OPTIONS FOR 550 PROFESSIONAL MODEL

Brush Code	Manufacturer
19.02.42	Schindler
19.02.61	Thyssen
19.02.41	Otis/Kone



- A range of Scrubber dryers for all Commercial and Industrial applications
- Single or Twin Cylindrical Brushes (combined sweeper/scrubber dryer) or Rotary brush machines
- Outstanding Drying capabilities

Technical Specifications	Brushes	Working mm	Squeegee mm	Capacity - scrubbing m/h	Capacity - sweeping m/h	Brushes RPM/Pressure	Brush motor V/W	Traction	Suction Motor V/W
CYLINDRICAL BRUSH - MAINS									
Fastamatic Duo	Single	380	430	500	-	800/18	230/550	-	240/1000
Salla 350sl	Twin	350	570	700	1000	600/var	230/400	-	230/800
Salla 500sl	Twin	500	650	900	1200	600/var	230/700	semi	230/800
CYLINDRICAL BRUSH - BATTERY									
Salla 350btsl	Twin	350	570	700	1000	600/var	24/380	-	24/400
Salla 500btsl	Twin	500	650	1100	1500	600/var	24/380	semi	24/400
ROTARY BRUSH - MAINS									
Racoon SC	Single	450	640	1400	-	250/28	220/600	semi	220/800
ROTARY BRUSH - BATTERY									
Racoon SB	Single	450	640	1400	-	250/26	24/450	semi	24/500
NR60	Twin	600	760	1680	-	420/40	24/450(2)	electric	24/500



- Rotary Brush machines feature semi automatic or full traction drive
- Low profile Body options
- All Battery models are fitted with On - Board Chargers




Vacuum lift mmH2O	Solution tank L	Recovery tank L	Length/Width/Height mm	Weight (ex. batteries) Kg	Power supply V or n/V/W	Battery capacity Ah/5	Cable Length /Charger m	Noise db(A)
2040	21	15	840/440/390	36	220/240	-	17	70
2040	13	25	570/850/1100	60	220/240	-	20/10	70
2040	17	50	650/1006/1100	85	220/240	-	20/10	70
1350	13	25	570/850/1100	60	2/12/80	90	on board	70
1350	17	30	650/1006/1100	80	2/12/80	90	on board	70
1400	35	38	1050/450/980	70	220/240	-	17	70
1200	35	38	1050/450/980	68	24	90	on board	70
1500	54	62	1250/630/1050	98	24	118	on board	70

jet steam - jet vac - steamtech - steambox

jet steam - jet vac - steamtech - steambox

steam



- Robust Portable Machines designed for Commercial Applications
- Automatic Refilling – No Downtime
- Comprehensive Tool Kit

JET STEAM		Professional	110v (16a)	Maxima	Eco 8
Boiler Output	W	3000	1500	3000	2400
Continuous Flow	Y/N	Y	N	Y	N
Boiler capacity + water res.	L	1.8 + 3	4	5 + 4	3
Pressure	bar	6	4.5	6	5
Steam temp.	°C	165	145	165	155
Steam prod.	g/min	97	45	97	55
Detergent tank	L	-	-	3	-
Detergent temp.	°C	-	-	90	-
Power supply	V/Hz	220/240-50/60	110/117-50/60	220/240-50/60	220/240-50/60
Max. output	W	3000	1500	3000	1500
Vacuum output	W	-	-	-	1200
Air flow/Dep.	m3/h	-	-	-	170/2200
Vac. Drum	L	-	-	-	4
Cable Length	M	5	5	8	5
Weight	Kg	12	11	25	17



- Steam, Integral Vacuum + Chemical Injection (water filtration vacuum on some models)
- 12v Handle Controls for Steam, Vacuum & Chemical
- Integral trolley with Storage basket

JET VAC		Compact	Junior 110v (16a)	M Spec	Ultima	Steambox Vac Maxima
Boiler Output	W	2400	1500	3000	3000	3600 (15amp)
Continuous Flow	Y/N	Y	Y	Y	Y	Y
Boiler capacity + water res.	L	4 + 6	4	4 + 3	4 + 3	5 + 3
Pressure	bar	5	4	6	6/8	10
Steam temp.	°C	165	145	155	165	180
Steam prod.	g/min	97	45	97	97	97
Detergent tank	L	-	-	-	3	3
Detergent temp.	°C	-	-	-	90	90
Power supply	V/Hz	220/240-50/60	110/117-50/60	220/240-50/60	220/240-50/60	220/240
Max. output	W	3000	1500	3000	3000	3600
Vacuum output	W	1200	1200	1200	1200	1200
Air flow/Dep.	m3/h	170/2200	170/1700	200/2200	200/hepa	200/2200
Vac. Drum	L	14	14	14	14	14
Cable Length	M	5	5	5	5	8
Weight	Kg	20	20	20	30	30



steam

jet steam - jet vac - steamtech - steambox

infection control, steam mop

steam



- Rotationally Moulded ABS or stainless Steel Bodies
- 3.6w 15amp version 240v (with blue industrial plug) + 32amp 110v options
- 12m metre Steam/Vac Hoses can be supplied

	STEAMTECH			STEAMBOX		
	4000	4800 (15amp)	12000	110v (32amp)	21600	
Boiler Output	W 3000	3600	10800	3000	21600	
Continuous Flow	Y/N Y	Y	Y	Y	Y	
Boiler capacity + water res.	L 4 + 15	4 + 15	5 + 15	10 + 4	12.5 + 20	
Pressure	bar 6/8	6/8	10	7	10	
Steam temp.	°C 165	165	180	165	180	
Steam prod.	g/min 97	97	260	97	582	
Detergent tank	L 15	15	15	10	20	
Detergent temp.	°C 90	90	90-145	90	145	
Power supply	V/Hz 220/240-50/60	240 blue plug	380/415-50/60	110-50/60	380/415-50/60	
Max. output	W 3000	3600	12100	3000	21700	
Vacuum output	W 1200	1200	1200	1200	Optional	
Air flow/Dep.	m3/h 200/2200	200/2200	200/2200	200/2200	-	
Vac. Drum	L 14	14	14	14	-	
Cable Length	M 8	8	8	8	8	
Weight	Kg 64	64	74	40	65	

steam mopping systems



- Advanced mopping & infection control using steam
- Telescopic handle allows use on floors, walls and ceilings
- Standard and Chemical version



Jet Steam Maxima Mopping System

Boiler Output	3000w
Continuous Flow	Y
Boiler capacity	5L
Water reserve	4L
Pressure	6 bar
Steam temp.	165°C
Steam prod.	97 g/min
Detergent tank	3L
Detergent temp.	90°C
Power supply	220/240v
Max. output	3000w
Cable Length	8m
Weight	25kgs

Supplied with Steam Mop Chemical version.
Code: 700D105

Steam Mop Specification

Hose Length	10 mtrs
Mop head length	400mm
Mop head width	120mm
Handle length closed	1.43 mtrs
Handle length extended	1.80 mtrs
Temp	130°C

Steam Mop **Standard** for all Steam Cleaners.
Code: 7000005

Steam Mop **Chemical** version for all Steam Cleaners with Chemical injection.
Code: 700D105





- Chewing Gum removal on Hard Surfaces, Entrance Matting or Carpet
- Graffiti removal using Steam or Hot Pressurised Water
- Supplied with dedicated Gum Go chemical

Model	Jet Vac Ultima Gum Go	Steamtech 12000 G-G
Power Supply	240 V. 50/60 HZ	400 V. 50/60 HZ
Continuous Run	Yes	Yes
Stainless Steel Boiler	4 litres	4 litres
Water Reserve Tank	3 litres	15 litres
Detergent Tank	3 litres	15 litres
Boiler Output	3000 Watt	10800 Watt
Steam Temperature	165°C	165°C / 180°C
Operating Pressure	6/8 bar	6 bar / 10 bar
Steam Volume	97 g/min	260 g/min
Detergent Temperature	90°C - 125°C	90°C - 145°C
Vacuum Drum Capacity	14 litres	14 litres
Vacuum output	1200 Watt	12 Watt
Air Flow	200 m ³ / h	200 m ³ / h
Depression	2200mm	2200mm
Body	Stainless Steel	Rotationally Moulded
Power Cord	5 metres	8 metres
Low Water Indicator	Light	Alarm
General Cleaning Tools	Optional	Included



- A range of Chemicals specially formulated for use with our Machines
- Safety Data Sheets can be Downloaded from www.duplex-cleaning.com
- Nationwide Service Coverage with Factory Trained Engineers



Planned Maintenance, Engineer Call-Outs and Back to base Servicing



Full Certificated Training and Installation



Dealer support

PRODUCT	DESCRIPTION	APPLICATION
Hydrowash Universal Cleaner	An effective cleaner to remove soiling from almost any surface, including carpet. Grease and oil will dissolve on contact.	Use in all Duplex Scrubber Driers. May also be used in conjunction with Hydrowash.
Hydrofresh Cleaner/Deodoriser	An effective cleaner and odour neutraliser; which will remove the smell of urine, vomit and other unpleasant smells.	Use in all Duplex Scrubber Driers. May also be used in conjunction with Hydrowash.
Hydroscale Active Descaler	Highly effective descaler and maintainer for use in all Duplex machines that incorporate steam	Use as directed in instructions, generally 1 capful per tank once per day
CDX Plus Industrial Degreaser	A highly concentrated industrial degreaser; which will remove oil, grease and animal/vegetable oils.	Use in Duplex Industrial Range of equipment including Steam Cleaners
CDX Food Grade Industrial Degreaser	A highly concentrated odourless and non-tainting food grade industrial cleaner/degreaser; which will remove grease, oil, animal fats, emulsion polish and solvent wax.	Use in Duplex Industrial Range of equipment; including Steam Cleaners (especially in the food industry).
Gum Go Gum Remover	Chewing gum remover; effective on most surfaces, including carpet.	Use in Duplex Gum Go machines and Duplex Industrial Steam Cleaners.
Scuff Off	Rubber scuff mark remover; which will remove rubber deposits from most floor surfaces.	Use in conjunction with Duplex Scrubber Driers, especially effective on sports surfaces and safety floors.
Silicone Spray Lubricant	Odourless Silicone lubricant.	Use during maintenance of Duplex Cylindrical Brush Machines.
Detex Escalator Cleaner	Specialty formulated cleaner/degreaser; for escalator cleaning. It will remove oil, grease, petrol derivative and animal/vegetable oils.	Use in Duplex Escalator Machines.

Range at a glance

FLOOR CLEANING MACHINES-DUPLEX RANGE

Product Code			Voltage
DUP340	Duplex 340	340mm/ 13"	220/240
DUP340/110	Duplex 340 110v	340mm/ 13" 110v	110
DUP340/S	Duplex 340 Steam	Steam Kit + Standard Tanks	220/240
DUP420	Duplex 420	420mm/16"	220/240
DUP420/110	Duplex 420 110v	420/16" 110v	110
DUP420/S	Duplex 420 Steam	Steam Kit + Standard Tanks	220/240
DUP620	Duplex 620	620mm/24"	220/240
TROLL	Trolley	Transporter Trolley	n/a

ESCALATOR CLEANING MACHINES

Product Code			Voltage
ESC350	Escalator Base 350	Dual Purpose	220/240
ESC550	Escalator Professional 550	Dedicated Escalator Use	220/240

FLOOR CARE MACHINES-FASTAMATIC/RACOON/SALLA

Product Code			Voltage
FASTDUO	Fastamatic Duo	Cylindrical Brush+Vac Pick-Up	220/240
350SL	Salla 350SL	2 x Cyl Brush Scrub/Sweep	220/240
500SL	Salla 500SL	2 x Cyl Brush Scrub/Sweep	220/240
RACCOON SC	Racoon SC	450 Single Brush	220/240
RACCOON SB	Racoon SB	450 Single Brush	24 Batt
NR60	NR60	600 Twin Brush with Traction	24 Batt
350BTSL	Salla 350BTSL	2 x Cyl Brush Scrub/Sweep	24 Batt
500BTSL	Salla 500BTSL	2 x Cyl Brush Scrub/Sweep	24 Batt

STEAM CLEANERS-JET VAC, JET STEAM, GUM GO, STEAMTECH

Product Code			Voltage
021621	Jet Steam Professional	3000w-Continous Flow	220/240
0215501V2	Jet Steam 110v (16a)	1500w-Pressure Cap	110
3000401	Jet Steam Maxima	3kw-Continous Flow+Chem Inj	220/240
3000401/MS	Jet Steam Maxima MS	3kw-Con Flow + Chem.Mop	220/240
1075017	Eco8	3kw+Water Vac	220/240
102511	Jet Vac Compact	3kw-Steam+Vac Con Flow	220/240
102411	Jet Vac Junior 110v(16a)	1500w-Steam+Vac	110
102531	Jet Vac M Spec	3kw+Water Vac+Med Spec	220/240
102582	Jet Vac Ultima	3kw-Vac Chem Injection Trolley	220/240
102582/GG	Jet Vac Ultima Gum Go	3kw-Vac-Chewing Gum Kit	220/240
7000005	Steam Mop	For all Steam models	-
700D105	Steam Mop/Chem	For all Steam Models-Chemical	-
2003017	Steamtech 4000	3kw-Vac Chem Injection	220/240
200301	Steamtech 4800	3.6kw-(1.5amp)Blue Plug	220/240
3010407	Steambox Vac Maxima	3.6kw-1.5a-Blue Plug-10 Bar	220/240
3000101	Steambox 110v(32amp)	3kw-Steam Vac Chemical S/S	110
200101	Steamtech 12000	10.8kw-Steam Vac Chemical	415/16a
3000300	Steambox 21600	Steambox 21.6kw	415/32a

IDROELECTRIC MACHINES

Product Code			Voltage
IE1000R	Idroelectric 10kw	Hot Water Washing System	415/16a
IE2001R	Idroelectric 20kw	Hot Water Washing System	415/32a

We operate a policy of continual improvement and reserve the right to bring changes or modifications to the machine specifications without prior notice. E&OE.



Excellence by Design

Unit 27 Joseph Wilson Ind. Est.
Whitstable, Kent CT5 3PS
Tel: +44 (0)1227 771276
Fax: +44 (0)1227 770220
info@duplex-cleaning.com
www.duplex-cleaning.com




hotel & leisure




Tel: +44 (0)1227 771276 Fax: +44 (0)1227 770220 www.duplexcleaning.com

facilities management & contract cleaning




Tel: +44 (0)1227 771276 Fax: +44 (0)1227 770220 www.duplexcleaning.com

transport & logistics



Tel: +44 (0)1227 771276 Fax: +44 (0)1227 770220 www.duplexcleaning.com

retailing & food sales




Tel: +44 (0)1227 771276 Fax: +44 (0)1227 770220 www.duplexcleaning.com

nursing & care homes




Tel: +44 (0)1227 771276 Fax: +44 (0)1227 770220 www.duplexcleaning.com

education & public services



Tel: +44 (0)1227 771276 Fax: +44 (0)1227 770220 www.duplexcleaning.com

catering & hospitality



Tel: +44 (0)1227 771276 Fax: +44 (0)1227 770220 www.duplexcleaning.com

hospital & health care



Tel: +44 (0)1227 771276 Fax: +44 (0)1227 770220 www.duplexcleaning.com